


VANCOUVER 28

by **NORTHSHORE**



OCEAN CRUISING YACHTS

VANCOUVER 28 SPECIFICATION

DIMENSIONS

LOA	8.54m	28ft 0ins
LWL	6.99m	22ft 11ins
BEAM	2.64m	8ft 8ins
DRAUGHT	1.30m	4ft 3ins
DISPLACEMENT	4,064kgs	8,960lbs

Sail Areas:

Mainsail	13.6 sq m	146 sq ft.
Cruising Yankee	17.8 sq m	192 sq ft.
Staysail	8.1 sq m	87 sq ft.
Genoa (optional)	28.4 sq m	306 sq ft.
Storm Jib (optional)	4.1 sq m	44 sq ft.

CONSTRUCTION

The hull and deck are hand laid up GRP. The hull is laid up in accordance with Lloyds specifications and to the Nordseal laminate system. The ballast keel of 1,565kgs (3,460lbs) is encapsulated entirely within the hull moulding. A beam shelf is incorporated into the hull structure onto which the deck is bonded, secured with stainless steel bolts and overlaid with GRP. The deck moulding has a balsa core which is replaced with plywood in high stress areas where fittings are attached. The cavity between the hull and deck upstand is filled with a resin putty and capped with a teak rail. There are scuppers through the upstand for deck drainage.

RUDDER

A GRP moulded rudder blade is mounted on the transom with two stainless steel hinge fittings and a heel shoe fitting with high grade bearings. The heel fittings is protected with an anode. The teak tiller is mounted on the rudder with a substantial stainless steel tiller hood.

COCKPIT

The cockpit is integral with the deck moulding. There are two large cockpit lockers port and starboard with GRP sealing lids and shockcords to hold them open. The drained gas bottle locker is aft with space for two bottles. There are two cave lockers in the coaming. The two large diameter cockpit drains exit through the stern and the floor has a teak duckboard. Two harness lifeline attachment points are fitted.

The cockpit seats are finished in smooth treamaster.

DECK FITTINGS

The side decks and coachroof are finished in non slip GRP. Ventilation is provided by the opening Lewmar hatch in the forecabin plus three dorade ventilators. All halyards and the kicking strap control are led aft to the cockpit through spinlock rope clutches. Teak grab rails are fitted on the coachroof. A substantial double bow roller is fitted. The anchor stowage is on brackets on the pulpit. The following are also supplied:-

- Stainless steel pulpit and pushpit.
- 6 x 24" stanchions and bases.
- Stainless steel guard over forward dorade ventilator.
- Sliding hatch over companionway.
- GRP hatch cover with console for instrument dials.
- Teak weatherboards with retaining bolts.
- Henderson bilge pump in cockpit.
- Two Lewmar halyard winches.

Two Lewmar staysail winches.

Two Lewmar genoa winches

Two double spinlock halyard rope clutches

One bulkhead compass.

Eight aluminium Lewmar opening framed windows.

Two aluminium Lewmar fixed framed windows.

Two staysail sheet blocks on track with slides.

Two genoa sheet tracks with roller fairleads and end stops.

Mainsail sheet track, traveller and end stops.

Two mooring cleats with fairleads on foredeck.

Two mooring cleats with fairleads at stern.

Two midship cleats and fairleads.

Bollard on foredeck for ground tackle.

Water and fuel tank fillers.

RIG

The cutter rig is standard. The mast has a single set of spreaders and is silver anodised. The following are fitted:-

Tricolour with all round white light

Steaming light combined with deck flood light

Spinnaker pole track only

Spinnaker halyard

Main halyard

Genoa halyard

Staysail halyard

Topping lift

Forestay fitted with Furlex headsail reefing

Inner forestay

Twin backstays

Cap shrouds

Fore and aft lower shrouds

Running backstays

The boom has two internal reefing lines and an outhaul line with stoppers at the forward end. A Lewmar reefing winch is positioned on the aft face of the mast.

SAILS

Sails are by Arun Sailmakers Limited to their ocean specification. The following are supplied:- Mainsail with three rows of reefs

Cruising yankee

Staysail

Mainsail cover.

ACCOMMODATION:- 3 BERTH LAYOUT

Forepeak

The forepeak is left open for sail stowage with access to the chain locker forward.

On the centreline is the Brydon marine toilet. There is a washbasin to starboard with storage under and outboard and a wardrobe to port with shelves and hanging space. A foot pump provides water to the washbasin.

Saloon

There are two single settee berths with lee cloths and storage under and outboard with upholstered backrests. There are two full length storage lockers either side behind the backrests for storage of the optional pipe cots or dinghy oars etc. There are open storage lockers below. Above the settee berths are bookshelves and lockers.

Saloon (cont.)

There is a double flap table on the centreline supported on the teak mast support post.

Galley

The stainless steel sink with fresh water foot pump is to port with a two burner cooker with grill and oven protected by a crash bar. The cooker has fail safe devices on all burners. There is plenty of storage with purpose made drawers for crockery and cutlery stowage. There is a large oilskin locker aft of the galley.

Navigation Area

A large chart table is to starboard with stowage under for charts. Spaces for navigational instruments and the electrical switch panel are outboard. The large quarter berth runs aft from the chart table, the head of which forms the navigators seat.

ACCOMMODATION:- 4 BERTH LAYOUT

There is an alternative layout, at additional cost, for a four berth arrangement. The principle specification details remain the same except that the accommodation is altered as follows:-

Forecabin

There are two single berths with infill to form a double. There is stowage below the berths and on shelves on the hull side.

Toilet

A separate toilet compartment, fitted across the boat, has a Brydon marine toilet and a washbasin with foot pump. There are stowages under and outboard.

Saloon

The saloon has two single settee berths with lee cloths fitted. There is stowage under the berths and outboard behind the backrests. There are bookshelves and cupboards under the sidedeck.

Galley

The galley is slightly smaller than the three berth layout with a sink, cooker and well planned stowages.

Navigation Station

The chart table is to starboard with a seat behind. There is stowage for charts and space for navigational instruments. The oilskin locker is aft of the seat.

TANKS

DIESEL: a 127 litres (28 gallon) approx. stainless steel fuel tank is sited under the cockpit sole. It is fitted with a drain sump and is vented overboard. The tank has a filler cap mounted in the cockpit from which it can be dipped to gauge the contents.
WATER: Three interconnecting flexible water tanks providing an approximate capacity of 227 litres (50 gallons) are sited under the cabin sole on top of the keel.

ENGINE

A Yanmar 2GM20 18hp raw water cooled marine diesel engine, is fitted with a three bladed fixed propeller and a stainless steel shaft in a bronze stern tube with water lubricated outboard bearing. A GRP water trap and anti-siphon loop is fitted in the wet exhaust system. A single lever gear and throttle control is mounted in the cockpit. The standard Yanmar engine instrumentation panel is fitted just inside the companionway. The engine alternator (55 amp/hr) charges the yacht's batteries.

ELECTRICS

Two heavy duty 12v batteries are provided, separately isolated, so that one can be reserved for engine starting. All systems are separately wired and switched with circuit breakers mounted in the electrical panel. Spare breakers are supplied for future fitting of instruments etc. A complete set of interior lights are fitted including bulkhead lights for reading and overhead deckhead lights. A red light is fitted for night sailing. A combined bow port and starboard navigation light and stern white light are fitted in addition to the mast lights. A sacrificial anode on the hull is wired to the engine and stern tube.

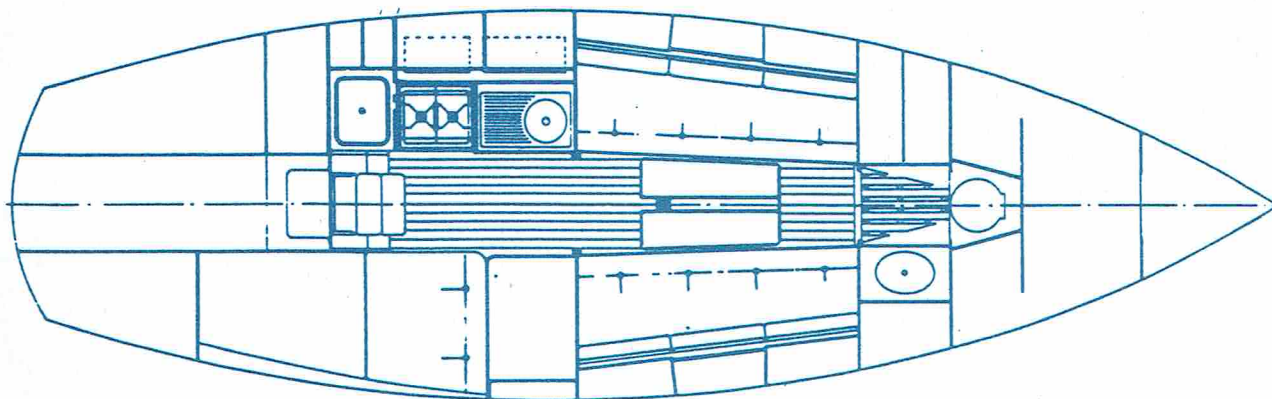
GENERAL

The hull and deck are in white gel coated finish with a moulded in non-slip finish on deck. The bilges and lockers are painted throughout. The interior woodwork is finished in satin varnish. The upholstery is to owner's choice from the Northshore range of fabrics. The boot top and style lines are in coloured gel coat finish. The cavity line is in gold paint. The yacht is sail and motor tested and handed over afloat and in commission ex works Itchenor Shipyard. In addition to the items mentioned above the yacht is complete with the following:-
25lb CQR anchor with 20 metres of 5/16" chain and 50 metres of anchor warp.
3 fenders
2 winch handles
2 x 15 metre warps
1 gas bottle
Ensign, staff and holder

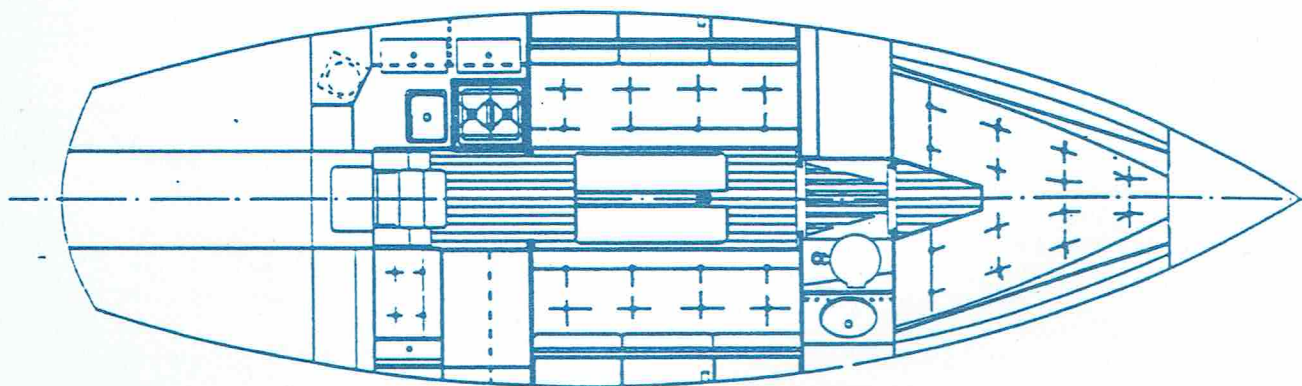
The specification is believed to be correct at the time of printing but the Builder reserves the right to make alterations without notice. Such alterations will not be considered applicable to yachts delivered. Construction contracts and Terms of business are available for inspection on request

VANCOUVER 28

ACCOMMODATION ARRANGEMENTS



Standard three berth layout



Optional four berth layout